

trojan mini






2 way modular system



Built with ease of installation foremost in mind, the Trojan Mini has surprisingly generous cabling access for a product of its size. Able to accept a variety of cable types and terminations, the Trojan Mini can also be supplied pre-wired with connection leads to reduce on-site installation time.

Below are common Trojan Mini variants.

Other options are available to special order. Please refer to the full Product Range on page 105 and contact Lucy zodion Sales to discuss your requirements. Gland plates and troughs are also available separately.

Trojan Mini (TR2) 32A isolator, 1 x BS88 fuse carrier, internal earth block with:				
	Fuseways	Cable Entry	Description	Order Code
	1		Moulded plastic cable entry plate, 1 x 20mm grommet	TR2-MG25-EB1 THM0005605
	1		Removeable plastic plate, with 1 x 20mm grommet	TR2-PP20-EB1 THM0015554
	1		brass plate with, 1 x 20mm grommet	TR2-BP20-EB1 THM0022079
	1		brass plate, 1 x 20mm tube	TR2-TP20-EB1 THM0028526

Specification

32A Double Pole switched isolator KEMA tested to IEC/EN 60947-3

Safety interlock device allowing the unit to be locked in the 'OFF' position so that fuse withdrawal under load is impossible.

BS88 Fuse holder KEMA tested to IEC/EN 60269-1

IP 33D rating

Clear lockable hinged lid showing the 'ON/OFF' position

MD or LD fuses supplied separately

DIN rail mounting for modules

High grade flame retardant ABS enclosure

XTO Extension trough available for larger section cables (See page 94)

Dimensions

Height: 170mm

Width: 60mm

Depth: 83mm